



**SABIANA**  
IL CLIMA AMICO

A leading brand of  **AFG**



# Elegant ECM Ceiling Air Conditioner

**E**LEGANT ECM air conditioners allow to heat and cool very economically small and medium areas, like shops, show rooms, workshops, supermarkets.

**T**he range is made up of 12 models:  
**RE-ECM** version, for heating only, is made up of **8 models**,  
and **PE-ECM** version, for heating and cooling, is made up of **4 models**.  
All models are for ceiling installation and for hot/chilled water supply.



The **Elegant ECM** series uses an innovative brushless synchronous permanent magnet electric motor controlled by an inverter card that is directly installed on the unit.

The intake of the air is from the bottom side of the unit and the air supply is from the 4 lateral grids which have individually controllable louvres for the best distribution of the air.

The condensate drain is made through an electronically controlled micro-pump, supplied on every standard PE-ECM model.

Different remote controls of the air flow and of the room temperature are available and it is possible to control up to 10 units with only one remote control.

All the **Elegant ECM** units can be supplied with a wide range of controls using the **Modbus RTU - RS 485** communication protocol.

**B**eside the low installation and running cost, the **Elegant ECM Sabiana** air conditioners offer the following advantages:

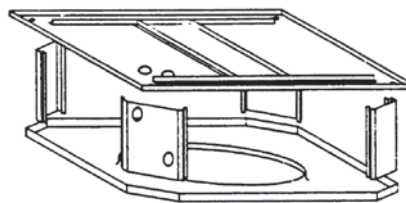
- they take up a small amount of the valuable space in the room, there is not any ducting system and the walls are free.
- they are versatile and provide flexibility of installation: also where there is no false ceiling it is possible to distribute the air evenly.
- they provide easy control and are easily installed.

# Construction features

**Casing** made of steel on both top and bottom sections and it is then finished with an epoxy-polyester powder coating dried at 180°, in white RAL 9016.

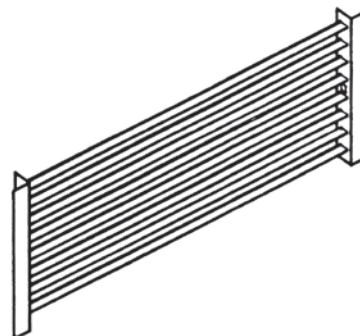
The lower casing is also the condensate collection tray.

The components are assembled with screws and so it is possible to quickly dismantle it for inspection when needed.




## Outlet grids

The discharge of the air is obtained through 4 grids on the 4 lateral sides. They are comprised by a frame in which the louvres are individually adjustable. It is very easy to take off these grids, allowing for easy maintenance of the coil and of the condensate tray.



## Electronic motor

Three phase permanent magnet brushless electronic motor.



The inverter board that controls the motor operation is powered by 230 Volt, single-phase and it generates a frequency modulated wave form power supply. The electric power supply required for the machine is therefore single-phase with voltage of 230-240V and frequency of 50-60Hz.

## Helicoidal fan

The fan is made with statically and dynamically balanced plastic blades. Its rational high-capacity profile provides the maximum air volume with the minimum energy consumption. The fan hub is secured onto the motor shaft and it is protected by a safety guard.



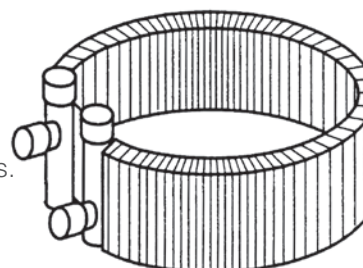
## Coil

The coil is constructed of copper tubes with aluminium fins and steel headers.

The supply and return connections have a female threading, 1" diameter, and they allow the connection either vertically from above or horizontally from a side.

The coil is supplied in two versions: with 1 row and with 2 rows.

The coil is not suitable for use in corrosive atmosphere or in environments where aluminium may be subject to corrosion.

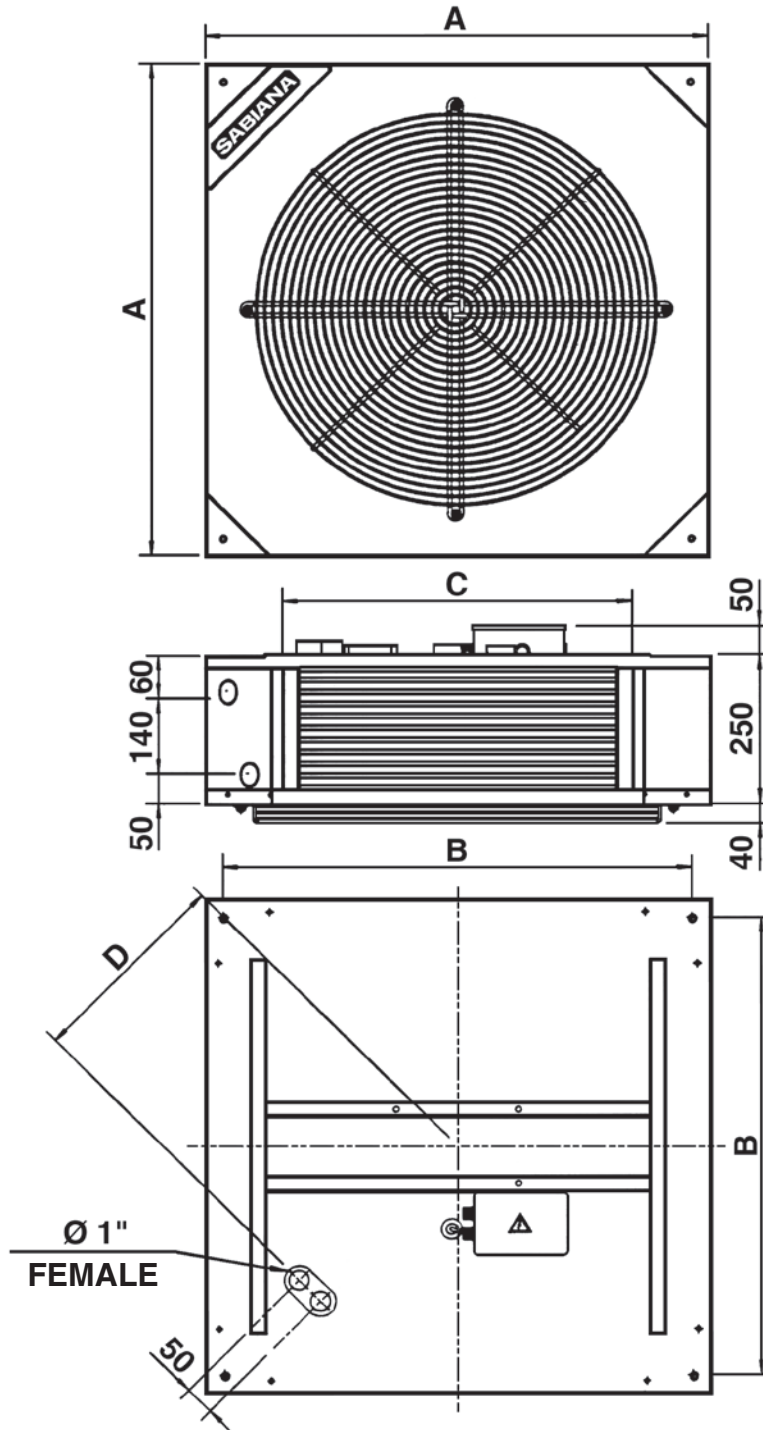


## Condensate micro-pump



The PE-ECM model for cooling is always supplied with an integral micro-pump (discharge head 3m, water flow 6l/h). The pump is installed in the condensate collected tray. This pump controls the level of the condensate collected in the tray and drain it when necessary.

# Dimensions, Weight, Water content



		With 1 ROW COIL (only heating)			
		RE-ECM			
MODEL		11	21	31	41
DIMENSIONS (mm)	A	600	750	750	830
	B	540	690	690	770
	C	330	480	480	560
	D	220	287	300	344
WEIGHT (kg)		26	31	32	38
WATER CONTENT (Liters)		0.8	1.1	1.1	1.3

		With 2 ROW COIL (heating and cooling)			
		RE-ECM / PE-ECM			
MODEL		12	22	32	42
DIMENSIONS (mm)	A	600	750	750	830
	B	540	690	690	770
	C	330	480	480	560
	D	220	287	300	344
WEIGHT (kg)		28	34	35	40
WATER CONTENT (Liters)		1.8	2.4	2.4	2.7

# ELEGANT TECHNICAL SPECIFICATIONS

## RE-ECM units (heating only)

The following standard rating conditions are used:

### HEATING (winter mode)

Entering air temperature: +20°C

Water temperature: +70/60°C

MODEL	RE-ECM 11						RE-ECM 12						
	5	6	7	8	9	10	5	6	7	8	9	10	
Inverter Power (V)													
Air flow	m <sup>3</sup> /h	1045	1265	1465	1635	1805	1890	1005	1215	1410	1570	1735	1820
Heating	kW	5,88	6,60	7,20	7,67	8,14	8,36	9,56	10,88	12,01	12,88	13,74	14,15
Dp Heating	kPa	11,2	13,8	16,2	18,1	20,2	21,1	6,9	8,8	10,5	11,9	13,3	14,1
Sound power Lw	dB(A)	44	48	52	54	56	57	44	48	52	54	56	57
Sound pressure Lp (★)	dB(A)	35	39	43	45	47	48	35	39	43	45	47	48
Sound pressure Lp (★★)	dB(A)	31	35	39	41	43	44	31	35	39	41	43	44
Fan	W	16	24	37	51	69	81	16	24	37	51	69	81

MODEL	RE-ECM 21						RE-ECM 22						
	5	6	7	8	9	10	5	6	7	8	9	10	
Inverter Power (V)													
Air flow	m <sup>3</sup> /h	1380	1645	1925	2175	2415	2600	1325	1580	1850	2090	2320	2500
Heating	kW	7,59	8,46	9,32	10,03	10,68	11,18	12,64	14,26	15,81	17,13	18,31	19,20
Dp Heating	kPa	7,9	9,6	11,4	13,0	14,6	15,9	13,0	16,2	19,5	22,5	25,4	27,7
Sound power Lw	dB(A)	48	51	54	57	60	62	48	51	54	57	60	62
Sound pressure Lp (★)	dB(A)	39	42	45	48	51	53	39	42	45	48	51	53
Sound pressure Lp (★★)	dB(A)	35	38	41	44	47	49	35	38	41	44	47	49
Fan	W	23	36	55	75	104	136	23	36	55	75	104	136

MODEL	RE-ECM 31						RE-ECM 32						
	5	6	7	8	9	10	5	6	7	8	9	10	
Inverter Power (V)													
Air flow	m <sup>3</sup> /h	1880	2245	2560	2890	3140	3180	1810	2160	2460	2780	3020	3060
Heating	kW	8,70	9,71	10,50	11,29	11,85	11,95	14,97	16,80	18,24	19,68	20,71	20,89
Dp Heating	kPa	10,5	12,7	14,7	16,7	18,2	18,5	14,2	17,5	20,2	23,2	25,4	25,8
Sound power Lw	dB(A)	50	53	56	59	61	61	50	53	56	59	61	61
Sound pressure Lp (★)	dB(A)	41	44	47	50	52	52	41	44	47	50	52	52
Sound pressure Lp (★★)	dB(A)	37	40	43	46	48	48	37	40	43	46	48	48
Fan	W	37	59	86	121	162	164	37	59	86	121	162	164

MODEL	RE-ECM 41						RE-ECM 42						
	5	6	7	8	9	10	5	6	7	8	9	10	
Inverter Power (V)													
Air flow	m <sup>3</sup> /h	2475	3090	3515	3995	4450	4680	2380	2970	3380	3840	4280	4500
Heating	kW	10,40	11,84	12,75	13,72	14,57	14,99	17,49	20,08	21,71	23,44	25,00	25,73
Dp Heating	kPa	6,4	8,1	9,2	10,5	11,7	12,4	4,8	6,2	7,1	8,2	9,2	9,7
Sound power Lw	dB(A)	47	51	54	57	59	60	47	51	54	57	59	60
Sound pressure Lp (★)	dB(A)	38	42	45	48	50	51	38	42	45	48	50	51
Sound pressure Lp (★★)	dB(A)	34	38	41	44	46	47	34	38	41	44	46	47
Fan	W	32	54	77	108	150	174	32	54	77	108	150	174

(★) = Measurement performed at 3 meter from the source,  
room volume of 500m<sup>3</sup>, reverberation period of 2 s, directional factor Q=2 (hemisphere sound emission)

(★★) = Measurement performed at 3 meter from the source,  
room volume of 1500m<sup>3</sup>, reverberation period of 2 s, directional factor Q=2 (hemisphere sound emission)

# ELEGANT TECHNICAL SPECIFICATIONS

## PE-ECM units (heating and cooling)

The following standard rating conditions are used:

### COOLING (summer mode)

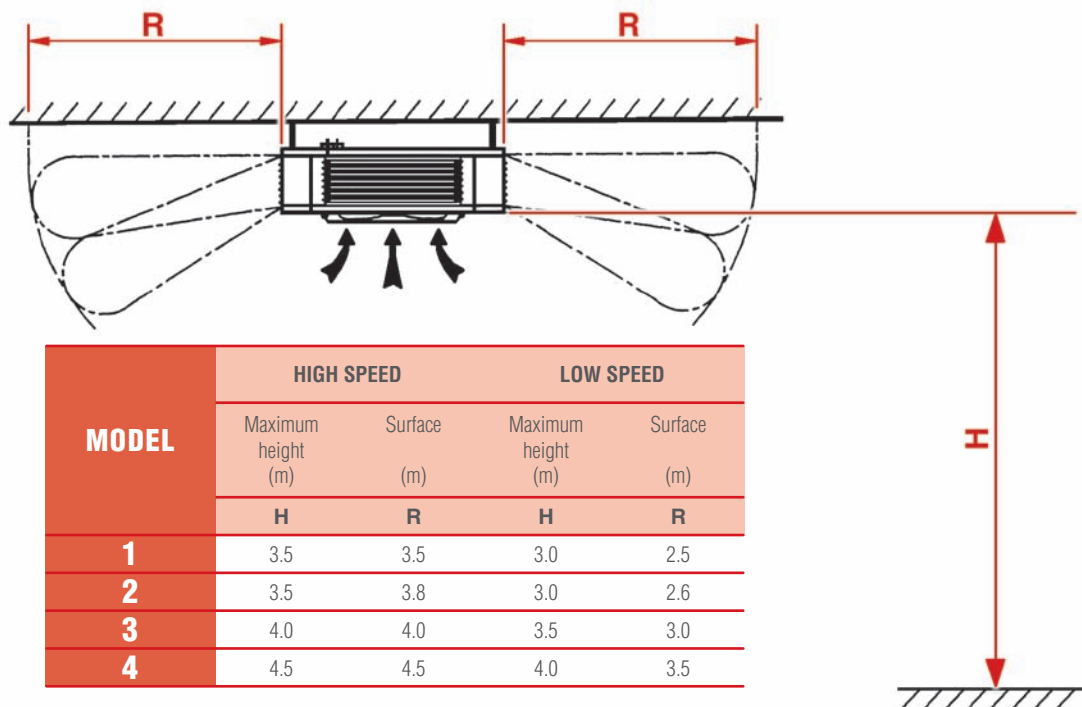
Entering air temperature: +27°C d.b. R.H. 50%  
Water temperature: + 7°C E.W.T. +12°C L.W.T.

### HEATING (winter mode)

Entering air temperature: +20°C  
Water temperature: +70°C E.W.T. +60°C L.W.T.

MODEL	PE-ECM 12						PE-ECM 22						
	5	6	7	8	9	10	5	6	7	8	9	10	
Inverter Power (V)													
Air flow	m³/h	1005	1215	1410	1570	1735	1820	1325	1580	1850	2090	2320	2500
Cooling total emission	kW	3,89	4,30	4,65	4,80	5,17	5,20	5,31	5,83	6,33	6,74	7,13	7,38
Cooling sensible emission	kW	3,14	3,58	3,98	4,23	4,61	4,71	4,14	4,68	5,22	5,68	6,12	6,44
Heating	kW	9,56	10,88	12,01	12,88	13,74	14,15	12,64	14,26	15,81	17,13	18,31	19,20
Dp Cooling	kPa	6,3	7,6	8,8	9,3	10,6	10,7	12,7	15,0	17,4	19,4	21,5	22,9
Dp Heating	kPa	6,9	8,8	10,5	11,9	13,3	14,1	13,0	16,2	19,5	22,5	25,4	27,7
Sound power Lw	dB(A)	44	48	52	54	56	57	48	51	54	57	60	62
Sound pressure Lp (★)	dB(A)	35	39	43	45	47	48	39	42	45	48	51	53
Sound pressure Lp (★★)	dB(A)	31	35	39	41	43	44	35	38	41	44	47	49
Fan	W	16	24	37	51	69	81	23	36	55	75	104	136

MODEL	PE-ECM 32						PE-ECM 42						
	5	6	7	8	9	10	5	6	7	8	9	10	
Inverter Power (V)													
Air flow	m³/h	1810	2160	2460	2780	3020	3060	2380	2970	3380	3840	4280	4500
Cooling total emission	kW	6,43	7,01	7,51	7,99	8,41	8,52	7,19	8,09	8,84	9,32	9,83	10,07
Cooling sensible emission	kW	5,21	5,87	6,44	7,02	7,50	7,60	6,40	7,53	8,40	9,15	9,83	10,07
Heating	kW	14,97	16,80	18,24	19,68	20,71	20,89	17,49	20,08	21,71	23,44	25,00	25,73
Dp Cooling	kPa	16,3	19,0	21,5	24,1	26,4	27,0	7,6	9,4	11,0	12,1	13,4	14,0
Dp Heating	kPa	14,2	17,5	20,2	23,2	25,4	25,8	4,8	6,2	7,1	8,2	9,2	9,7
Sound power Lw	dB(A)	50	53	56	59	61	61	47	51	54	57	59	60
Sound pressure Lp (★)	dB(A)	41	44	47	50	52	52	38	42	45	48	50	51
Sound pressure Lp (★★)	dB(A)	37	40	43	46	48	48	34	38	41	44	46	47
Fan	W	37	59	86	121	162	164	32	54	77	108	150	174

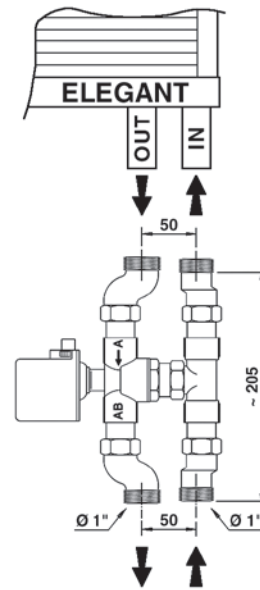


# Accessories

## 3-way valve kit

Comprised of:

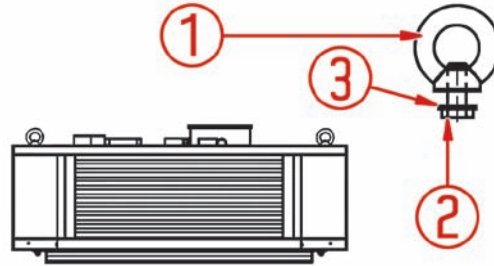
- one 3-way valve 3/4" kVs 4,7
- one actuator
- pipe connections



## Hanging brackets

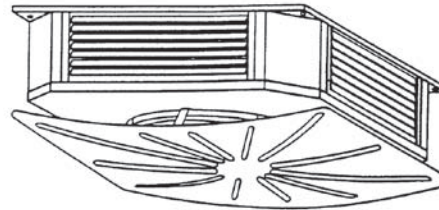
Comprised of 4 eye bolts and screws.

- 1) Washer for screw M8
- 2) Screw M8 x 16
- 3) Eye bolt female M8



## Cover panel

To be mounted on the fan guard.



## Wall electronic controls

For each unit must be provided  
the ADC converter for wall controls

<b>ADC-M</b>	ADC signal converter fitted on the unit
<b>ADC-S</b>	ADC signal converter supplied with separate packaging
<b>MO-3V</b>	3 speed control
<b>TMO-T</b>	3 speed control with electronic thermostat and summer/winter switch
<b>TMO-503-SV2</b>	Automatic speed control with electronic thermostat to be mounted in the DIN 503 box (for units with valves)
<b>T2T</b>	Electromechanical thermostat with summer/winter switch (only for 2 pipe units)

## Wall electronic controls

ECM range controls

<b>CR-T-ECM</b>	Continuous fan speed control with electronic thermostat and summer/winter switch
<b>CR-DI-ECM</b>	Continuous fan speed control with electronic thermostat and summer/winter switch
<b>UPM-ECM</b>	Power unit for CR-T-ECM and CR-DI-ECM remote control, fitted on the unit
<b>UPS-ECM</b>	Power unit for CR-T-ECM and CR-DI-ECM remote control, not fitted on the unit

## Electronic controls for MBE boards

<b>MBE-M</b>	MB electronic board fitted on the unit
<b>MBE-S</b>	MB electronic board supplied with separate packaging
<b>T-MB</b>	Wall control (to be used with MBE board only)
<b>PSM-DI</b>	Multifunction control (to be used with MB board only)

Sabianet management system for a network of Elegant ECM

<b>Sabianet</b>	Hardware/software supervisory system (to be used with MB board only)
<b>ROUTER-S</b>	Router for Sabianet
<b>SIOS</b>	Relay output board for Sabianet

The descriptions and illustrations provided in this publication are not binding: Sabiana reserves the right, whilst maintaining the essential characteristics of the types described and illustrated, to make, at any time, without the requirement to promptly update this piece of literature, any changes that it considers useful for the purpose of improvement or for any other manufacturing or commercial requirements.



**SABIANA**  
IL CLIMA AMICO

A leading brand of  **AFG**

Sabiana s.p.a. • via Piaue, 53 • 20011 Corbetta • Milano • Italy

phone +39.02.97203.1 r.a. / +39.02.97270429 / +39.02.97270576

fax +39.02.9777282 / +39.02.9772820

[www.sabiana.it](http://www.sabiana.it) • [info@sabiana.it](mailto:info@sabiana.it)